

Transport, Storage and Construction Information – Slatted Floors

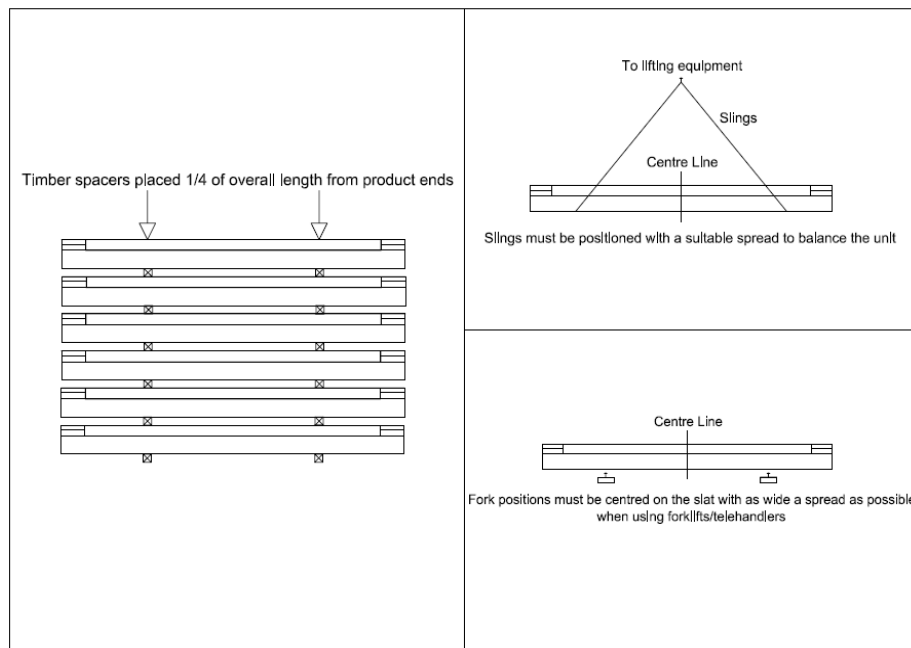
Moore Concrete slats are designed or load tested by Chartered Structural Engineers in accordance with BS8110; Part 1 and BS5502 Part 22 and 51. Care must be taken during transport, offloading and installation to guarantee the integrity of the slats.

The full design strength of the units will only be achieved after **28 days**, the date of manufacture will be labelled on the unit. If this label is missing please contact Moore Concrete for advice. Unit weights are provided on the technical drawing supplied with the order acknowledgement.

Transport, Handling and Offloading

During transport and temporary storage you must ensure that:

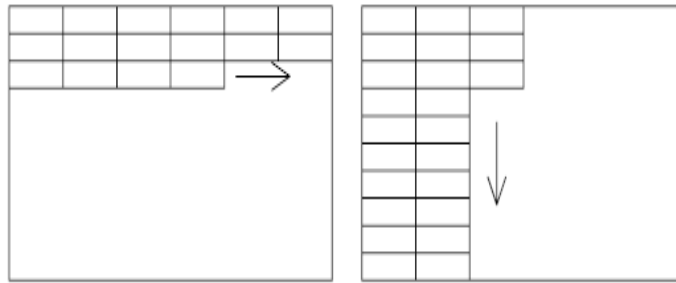
- The slats are stacked no more than 6 units high.
- When loaded on to a vehicle the stacks must be spaced an adequate distance apart to ensure no damage occurs to the units.
- Timber spacers must be positioned as per the illustration below and the load must be secured with appropriate ratchet straps, the load must be checked for stability before departure.
- Offloading and storage must be done safely and carefully on to firm and level ground
- Timber spacers must be provided between each unit at the recommended positions
- The spacers must be aligned vertically to avoid unnecessary stressing or damage
- The customer should lift and handle the units either by under-slinging with web slings or lifting directly with appropriate mechanical lifting equipment, such as a telescopic handler.



Installation

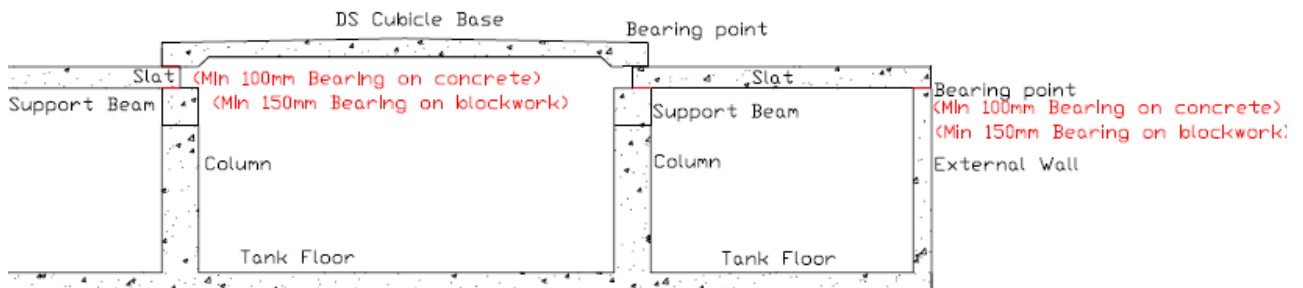
During laying of the slats the customer must ensure that:

- The slats are laid on a smooth and level surface, i.e. the walls or support beams should be free of dirt/debris and should be checked for level and alignment along the bearing points. Small tolerances are allowed in the units so carefully check alignment as installation progresses.
- The **minimum end bearing of the units is 100mm and 150mm on blockwork**, details are shown below.
- If construction works are continuing after the floor installation, steps must be taken to ensure the product is not damaged by any activity or overloaded at any stage. Axle loads can be found with the technical drawing supplied with the order acknowledgement. If in doubt call Moore Concrete for advice.



Laying direction can be achieved in either of the directions shown above, care must be taken to avoid falls from height. It is recommended to install edge protection on all open edges as construction progresses.

SECTION VIEW



The section through a typical tank above shows the standard bearing detail, the units must bear at least 100mm on concrete or 150mm on blockwork. Care should be taken to ensure that loading capacities are never exceeded, either during construction or during lifespan.

Applicable Units:

[Gang slats/HD/Dusted/Surefoot/10"Deep/Dual Purpose/Straw Bedding Slats/Diagonal Slats](#)

The manufacturer assumes no liability for damage incurred by Improper handling.

Revised – Sept 2015