

ENVIRONMENTAL PRODUCT DECLARATION

In accordance with ISO 14025 and EN15804+A2

Moore Concrete Redi Rock



Owner of the declaration:
Moore Concrete Products Ltd

Product:
Moore Concrete Redi Rock

Declared unit:
1 m³

This declaration is based on Product Category Rules:
EN 15804:2012+A2:2019, EPD Ireland PCR Part A,
Version 2.1, 2022
I.S. EN 16757:2022, PCR for concrete and concrete
elements.

Program operator:
EPD Ireland - Irish Green Building
Council

Declaration number:
EPDIE-24-186

Issue date:
20.03.2025

Valid to:
19.03.2030

General information

Product

Moore Concrete Redi Rock

Program operator:

EPD Ireland - Irish Green Building Council
19 Mountjoy Square, Dublin D01 E8P5
Phone: +353 (01) 6815862
web: <https://www.igbc.ie/epd-home/>

Declaration number:

EPDIE-24-186

This declaration is based on Product Category Rules:

EN 15804:2012+A2:2019, EPD Ireland PCR Part A, Version 2.1, 2022
I.S. EN 16757:2022, PCR for concrete and concrete elements.

Statement of liability:

The owner of the declaration shall be liable for the underlying information and evidence. The EPD Program operator shall not be liable with respect to manufacturer information, life cycle assessment data and evidences.

Type of EPD

Average product EPD

Declared unit:

1 m3 Moore Concrete Redi Rock

Scope of the EPD:

A1,A2,A3,A4,A5,C1,C2,C3,C4,D

Functional unit:

1 m3 of Redi Rock

Verification:

Independent verification of the declaration and data, according to ISO14025:2010

Third party verifier:
Kim Allbury

Owner of the declaration:

Moore Concrete Products Ltd
Contact person: Adeline McCartney
Phone: +442825652566
e-mail: Adeline.McCartney@moore-concrete.com

Manufacturer:

Moore Concrete Products Ltd

Place of production:

Moore Concrete Products Ltd
Caherty House, 41 Woodside Road
BT42 4QH Ballymena, Northern Ireland

Issue date:

20.03.2025

Valid to:

19.03.2030

Year of study:

Comparability:

Environmental Product Declarations from different programmes may not be directly comparable if not compliant with EN 15804:2012+A2:2019. Comparability is further dependent on the specific product category rules, system boundaries and allocations, and background data sources. See clause 5.3 of EN 15804:2012+A2:2019

LCA consultant or person responsible for LCA:
EcoReview, Peter Seymour

Approved:

SIGNATURE OF PROGRAMME OPERATOR



Pat Barry, CEO - Irish Green Building Council

Product

Product description:

This average product EPD is for Moore Concrete's Redi Rock retaining wall blocks. The blocks are manufactured to BS EN 15258:2008 and are used in the construction of retaining walls in accordance with EN 1997-1:2004 along with BS 8002:1994 for Northern Ireland and the Irish National Annex for the Republic of Ireland which give country specific guidance on parameters for geotechnical design. Moore Concrete are the exclusive license holder for manufacture of Redi Rock blocks in Northern Ireland and the Republic of Ireland and have done since 2006. Redi Rock blocks hold both a BBA certificate which shows third party accreditation of the products and their uses and a further HAPAS certification allowing it to be used on infrastructure projects managed by Highways England, Transport Scotland, Traffic Wales and the Department for Infrastructure. Full technical details for the design and use of Redi Rock blocks for retaining walls can be found at the Moore Concrete and Redi Rock websites. <https://www.moore-concrete.com/redi-rock-home/> <https://www.redi-rock.com/>

Product specification:

Redi-Rock products are manufactured in accordance with BS EN 15258, BS EN 13369 and I.S. EN 206 :2013 -Concrete Specification, Performance, Production and Conformity.

Technical data:

The main material constituents of the Redi Rock are: CEM I cement, GGBS, fine and coarse aggregates, powdered limestone, admixtures and water. The production process involves first batching the fresh concrete. This concrete is then placed in the precast product mould. Once placed in the mould, the concrete is allowed cure until suitable strength has been gained. The product is demoulded and dispatched after a minimum of 7 days from casting. The mean density of the units is 2478 kg/m³.

Market/Geographical Area:

The Redi-Rock products are sold to customers on the island of Ireland.

Reference service life, product

100 years

Reference service life, building or construction works

LCA: Calculation rules

Declared unit:

1 m³ Moore Concrete Redi Rock
kg per Declared unit 2478

Cut-off criteria:

All relevant inputs and outputs - like emissions, energy and materials - have been taken into account in this LCA, and in accordance with EN15804+A2:2019. The study covers at least 95% of the materials and energy per module and at least 99% of the total use of materials and energy of each unit process. Long term emissions have been excluded from the study.

Allocation:

The measurement of environmental impacts in this EPD uses the LCIA methodologies recommended for PEF 3.1. In this EPD, the waste processes are allocated in the relevant module. In the case of the use of secondary materials or energy recovered from secondary fuels, the system boundary between the system under study and the previous system (providing the secondary materials) is set where outputs of the previous system, e.g. materials, products, building elements or energy, reach the end-of-waste state. The modularity and the polluter payer principles have been followed.

Data quality:

Time Representativeness: In this LCA the data relating to the usages, emissions and materials, and the data relating to the bespoke background processes for environmental impacts are less than 3 years apart, and also the Ecoinvent database version 3.9.1. Time Representativeness is considered to be Very good.

Geographical Representativeness: The processes used in the production of the concrete products are geographically representative, insofar as the production location (Ireland) lies within the region for which the relevant cement EPDs and Ecoinvent (version 3.9.1) environmental records have been selected. The dataset is up-to-date and representative for the current technology used in the processes of manufacturing the concrete products. Geographical Representativeness is considered to be Very good.

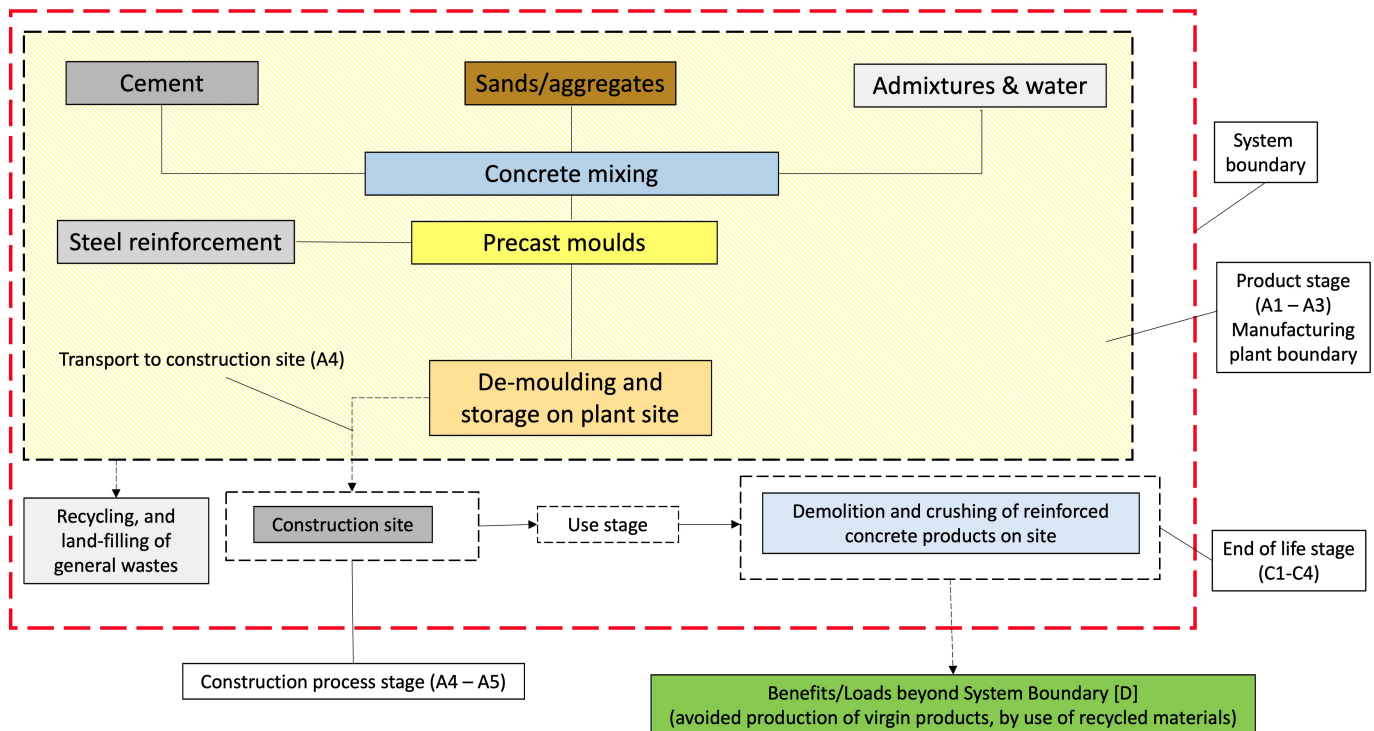
Technical Representativeness: Processes and energies used in the process have been modelled exactly as described by Moore Concrete Ltd, and are based directly on the production data supplied by Moore Concrete, in relation to processes, fuels used and emissions, and without any significant need for improvement. Technical Representativeness is considered to be Very good.

Scope and type of EPD (X = Module declared; ND = Module not declared)

Product stage			Construction installation stage		Use stage							End of life stage				Beyond the system boundaries
Raw materials	Transport	Manufacturing	Transport	Assembly	Use	Maintenance	Repair	Replacement	Refurbishment	Operational energy use	Operational water use	De-construction demolition	Transport	Waste processing	Disposal	Reuse-Recovery-Recycling-potential
A1	A2	A3	A4	A5	B1	B2	B3	B4	B5	B6	B7	C1	C2	C3	C4	D
X	X	X	X	X	MNR	ND	ND	ND	ND	ND	ND	X	X	X	X	X

System boundary:

This LCA covers the Product (A1, A2 and A3), Transport to site (A4), Construction Process (A5), Use (B1), End of Life (C1 to C4) and Benefits/loads beyond the system boundary (D) Stages, as indicated above. This is termed: "Cradle to gate with options, modules C1 to C4, and module D". A schematic of these stages is presented in the flow diagram below.



Additional technical information:

Electricity modelling

This LCA assumes that the reference for electricity used for 2023 is from the renewable source (wind on-shore). The CO2 intensity of the electricity is 0.037 kg CO2 eq per kWh.

LCA: Scenarios and additional technical information

The following information describe the scenarios in the different modules of the EPD.

A4. Transport to customer

The A4 scenario used in this EPD is based on the precast product being manufactured in Ballymena, Northern Ireland and transported to a customer in Ireland or GB. The scenario for this is a road transport distance of 150km.

A5. Installation

It is assumed that installation losses are minimal, and a value of 0.1% has been selected. It is assumed that these losses are re-used on site as incidental construction materials, and are not transported off site

B. Use Stage

This stage is not included in the LCA.

C1. De-construction demolition

This stage covers demolition of the concrete structure and crushing the demolished concrete on site. Diesel is used for these processes and is calculated to be 3.8 litres per m3 of precast concrete product.

C2. Transport

Transport of waste materials from site to recycling processing is assumed to be 50km.

C3. Waste processing

Impacts for Waste Processing (C3) are assumed to be zero.

C4. Disposal

It is assumed that no disposal of materials occurs, and 100% of materials are recovered and recycled.

D. Reuse, Recovery, Recycling potential

Beyond the system, after the precast concrete products has passed beyond the end-of-waste stage, it is assumed that 100% of the aggregates replace the production of primary aggregates.

The quantity of recycled material for the Redi Rock product is: 1768 kg primary aggregate replaced.

Biogenic Carbon














There is no Biogenic Carbon in the product.

Database used: Ecoinvent v 3.9.1

LCA tool used: Ecochain Helix v 4.3.1

LCA: Results

The LCA results are presented below for the declared unit defined on page 2 of the EPD document.

Environmental impact											
Indicator	Unit	A1	A2	A3	A4	A5	C1	C2	C3	C4	D
 GWP-total	kg CO ₂ -eq	4.42E+02	1.22E-02	1.93E+00	7.15E+01	4.44E-01	1.54E+01	2.03E+01	0.00E+00	0.00E+00	-5.38E+00
 GWP-fossil	kg CO ₂ -eq	4.42E+02	1.22E-02	1.04E+00	7.14E+01	4.43E-01	1.53E+01	2.03E+01	0.00E+00	0.00E+00	-5.36E+00
 GWP-biogenic	kg CO ₂ -eq	-1.10E-01	6.77E-06	8.92E-01	7.08E-02	7.82E-04	4.00E-03	1.09E-02	0.00E+00	0.00E+00	-1.64E-02
 GWP-luluc	kg CO ₂ -eq	4.48E-02	6.89E-06	5.01E-03	3.46E-02	4.98E-05	1.70E-03	7.22E-03	0.00E+00	0.00E+00	-2.20E-03
 ODP	kg CFC11-eq	1.26E-05	2.29E-10	1.24E-08	1.51E-06	1.26E-08	2.38E-07	4.61E-06	0.00E+00	0.00E+00	-8.54E-07
 AP	mol H ⁺ -eq	2.10E+00	1.56E-04	2.12E-02	1.52E-01	2.12E-03	1.39E-01	5.82E-02	0.00E+00	0.00E+00	-1.09E-01
 EP-FreshWater	kg P -eq	5.70E-03	7.59E-08	8.55E-05	5.65E-04	5.79E-06	5.41E-05	1.62E-04	0.00E+00	0.00E+00	-8.06E-05
 EP-Marine	kg N -eq	4.40E-01	3.94E-05	8.94E-03	3.74E-02	4.49E-04	6.43E-02	1.15E-02	0.00E+00	0.00E+00	-3.72E-02
 EP-Terrestrial	mol N -eq	5.26E+00	4.33E-04	1.00E-01	3.90E-01	5.36E-03	7.00E-01	1.29E-01	0.00E+00	0.00E+00	-5.20E-01
 POCP	kg NMVOC-eq	1.29E+00	1.30E-04	2.53E-02	2.36E-01	1.32E-03	2.07E-01	4.94E-02	0.00E+00	0.00E+00	-1.12E-01
 ADP-minerals&metals ¹	kg Sb-eq	3.63E-03	2.79E-08	2.00E-05	2.27E-04	3.65E-06	5.23E-06	5.60E-04	0.00E+00	0.00E+00	-4.04E-05
 ADP-fossil ¹	MJ	2.25E+03	1.60E-01	1.20E+01	9.88E+02	2.27E+00	1.96E+02	3.07E+02	0.00E+00	0.00E+00	-6.54E+01
 WDP ¹	m ³	6.56E+01	5.49E-04	1.35E-01	4.08E+00	6.57E-02	4.27E-01	8.67E-01	0.00E+00	0.00E+00	-6.16E+00







GWP-total = Global Warming Potential total; GWP-fossil = Global Warming Potential fossil fuels; GWP-biogenic = Global Warming Potential biogenic; GWP-luluc = Global Warming Potential land use and land use change; ODP = Depletion potential of the stratospheric ozone layer; AP = Acidification potential, Accumulated Exceedance; EP-freshwater = Eutrophication potential, fraction of nutrients reaching freshwater end compartment; EP-marine = Eutrophication potential, fraction of nutrients reaching marine end compartment; EP-terrestrial = Eutrophication potential, Accumulated Exceedance; POCP = Formation potential of tropospheric ozone; ADP-minerals&metals = Abiotic depletion potential for non-fossil resources; ADP-fossil = Abiotic depletion for fossil resources potential; WDP = Water (user) deprivation potential, deprivation-weighted water consumption

"Reading example: 9,0 E-03 = 9,0*10⁻³ = 0,009"

*INA Indicator Not Assessed

1. The results of this environmental impact indicator shall be used with care as the uncertainties on these results are high or as there is limited experienced with the indicator

Remarks to environmental impacts











Additional environmental impact indicators												
Indicator	Unit	A1	A2	A3	A4	A5	C1	C2	C3	C4	D	
 PM	Disease incidence	1.41E-05	6.74E-10	7.41E-07	5.16E-06	1.48E-08	3.87E-06	1.29E-06	0.00E+00	0.00E+00	-1.55E-06	
 IRP ²	kgBq U235 -eq	3.27E+00	6.33E-05	2.42E-02	5.01E-01	3.29E-03	4.01E-02	1.34E+00	0.00E+00	0.00E+00	-2.60E-01	
 ETP-fw ¹	CTUe	6.14E+03	1.51E-01	1.53E+02	9.63E+02	6.30E+00	1.68E+02	2.47E+02	0.00E+00	0.00E+00	-4.21E+03	
 HTP-c ¹	CTUh	8.20E-08	5.00E-12	1.94E-09	3.18E-08	8.40E-11	4.60E-09	6.87E-09	0.00E+00	0.00E+00	-2.45E-09	
 HTP-nc ¹	CTUh	1.93E-06	1.20E-10	9.06E-08	8.93E-07	2.02E-09	1.01E-07	2.60E-07	0.00E+00	0.00E+00	-9.50E-08	
 SQP ¹	dimensionless	1.36E+03	6.70E-02	5.42E+02	6.01E+02	1.90E+00	1.34E+01	2.14E+02	0.00E+00	0.00E+00	-2.04E+02	

PM = Particulate Matter emissions; IRP = Ionizing radiation – human health; ETP-fw = Eco toxicity – freshwater; HTP-c = Human toxicity – cancer effects; HTP-nc = Human toxicity – non cancer effects; SQP = Potential Soil Quality Index (dimensionless)

¹Reading example: 9,0 E-03 = 9,0*10⁻³ = 0,009"

²INA Indicator Not Assessed




1. The results of this environmental impact indicator shall be used with care as the uncertainties on these results are high or as there is limited experienced with the indicator
2. This impact category deals mainly with the eventual impact of low dose ionizing radiation on human health of the nuclear fuel cycle. It does not consider effects due to possible nuclear accidents, occupational exposure nor due to radioactive waste disposal in underground facilities. Potential ionizing radiation from the soil, from radon and from some construction materials is also not measured by this indicator.

Resource use												
Indicator	Unit	A1	A2	A3	A4	A5	C1	C2	C3	C4	D	
 PERE	MJ	2.06E+02	1.99E-03	1.22E+02	1.55E+01	3.28E-01	1.12E+00	4.39E+00	0.00E+00	0.00E+00	-4.16E+00	
 PERM	MJ	0.00E+00	0.00E+00	0.00E+00	0.00E+00	0.00E+00	0.00E+00	0.00E+00	0.00E+00	0.00E+00	0.00E+00	
 PERT	MJ	2.06E+02	1.99E-03	1.22E+02	1.55E+01	3.28E-01	1.12E+00	4.39E+00	0.00E+00	0.00E+00	-4.16E+00	
 PENRE	MJ	2.39E+03	1.70E-01	1.28E+01	1.05E+03	2.41E+00	2.09E+02	3.25E+02	0.00E+00	0.00E+00	-6.96E+01	
 PENRM	MJ	0.00E+00	0.00E+00	0.00E+00	0.00E+00	0.00E+00	0.00E+00	0.00E+00	0.00E+00	0.00E+00	0.00E+00	
 PENRT	MJ	2.39E+03	1.70E-01	1.28E+01	1.05E+03	2.41E+00	2.09E+02	3.25E+02	0.00E+00	0.00E+00	-6.96E+01	
 SM	kg	0.00E+00	0.00E+00	0.00E+00	0.00E+00	0.00E+00	0.00E+00	0.00E+00	0.00E+00	0.00E+00	0.00E+00	
 RSF	MJ	0.00E+00	0.00E+00	0.00E+00	0.00E+00	0.00E+00	0.00E+00	0.00E+00	0.00E+00	0.00E+00	0.00E+00	
 NRSF	MJ	0.00E+00	0.00E+00	0.00E+00	0.00E+00	0.00E+00	0.00E+00	0.00E+00	0.00E+00	0.00E+00	0.00E+00	
 FW	m ³	1.62E+00	1.77E-05	4.00E-03	1.33E-01	1.62E-03	1.38E-02	3.28E-02	0.00E+00	0.00E+00	-1.48E-01	

PERE = Use of renewable primary energy excluding renewable primary energy resources used as raw materials; PERM = Use of renewable primary energy resources used as raw materials; PERT = Total use of renewable primary energy resources; PENRE = Use of non renewable primary energy excluding non-renewable primary energy resources used as raw materials; PENRM = Use of non renewable primary energy resources used as raw materials; PENRT = Total use of non renewable primary energy resources; SM = Use of secondary materials; RSF = Use of renewable secondary fuels; NRSF = Use of non-renewable secondary fuels; FW = Net use of fresh water

*Reading example: 9,0 E-03 = 9,0*10⁻³ = 0,009"






*INA Indicator Not Assessed

End of life - Waste												
Indicator	Unit	A1	A2	A3	A4	A5	C1	C2	C3	C4	D	
 HWD	kg	3.71E-03	9.40E-07	5.69E-05	6.29E-03	3.76E-06	1.32E-03	8.03E-04	0.00E+00	0.00E+00	-1.67E-04	
 NHWD	kg	2.48E+01	5.26E-03	3.72E-01	4.91E+01	2.52E-02	2.81E-01	1.49E+01	0.00E+00	0.00E+00	-3.22E-01	
 RWD	kg	4.41E-03	3.96E-08	1.53E-05	3.25E-04	4.43E-06	2.15E-05	2.09E-03	0.00E+00	0.00E+00	-3.87E-04	

HWD = Hazardous waste disposed; NHWD = Non-hazardous waste disposed; RWD = Radioactive waste disposed

*Reading example: 9,0 E-03 = $9,0 \times 10^{-3} = 0,009$

*INA Indicator Not Assessed

End of life - Output flow												
Indicator	Unit	A1	A2	A3	A4	A5	C1	C2	C3	C4	D	
 CRU	kg	0.00E+00	0.00E+00	0.00E+00	0.00E+00	0.00E+00	0.00E+00	0.00E+00	0.00E+00	0.00E+00	0.00E+00	
 MFR	kg	0.00E+00	0.00E+00	0.00E+00	0.00E+00	0.00E+00	0.00E+00	0.00E+00	1.77E+03	0.00E+00	0.00E+00	
 MER	kg	0.00E+00	0.00E+00	0.00E+00	0.00E+00	0.00E+00	0.00E+00	0.00E+00	0.00E+00	0.00E+00	0.00E+00	
 EEE	MJ	0.00E+00	0.00E+00	0.00E+00	0.00E+00	0.00E+00	0.00E+00	0.00E+00	0.00E+00	0.00E+00	0.00E+00	
 EET	MJ	0.00E+00	0.00E+00	0.00E+00	0.00E+00	0.00E+00	0.00E+00	0.00E+00	0.00E+00	0.00E+00	0.00E+00	

CRU = Components for re-use; MFR = Materials for recycling; MER = Materials for energy recovery; EEE = Exported energy electrical; EET = Exported energy thermal

*Reading example: 9,0 E-03 = $9,0 \times 10^{-3} = 0,009$

*INA Indicator Not Assessed

Biogenic Carbon Content		
Indicator	Unit	At the factory gate
Biogenic carbon content in product	kg C	0.00E+00
Biogenic carbon content in accompanying packaging	kg C	0.00E+00

Note: 1 kg biogenic carbon is equivalent to 44/12 kg CO₂

Additional requirements






Dangerous substances

None of the substances contained in the product are listed in the "Candidate List of Substances of Very High Concern for authorisation", or they do not exceed the limit for registration with the European Chemicals Agency.

Mandatory additional information on release of dangerous substances to indoor air, soil and water.

Bibliography

- [1] 'ISO 14040: Environmental management - Life cycle assessment – Principles and Framework', International Organisation for Standardisation, ISO14040:2006.
- [2] 'ISO 14044: Environmental management - Life cycle assessment - Requirements and guidelines', International Organisation for Standardisation, ISO14044:2006.
- [3] 'ISO 14025: Environmental labels and declarations -- Type III environmental declarations -- Principles and procedures', International Organisation for Standardisation, ISO14025:2006.
- [4] I.S. EN 15804:2012+A2:2019/AC :2021, Sustainability of construction works - Environmental product declarations - Core rules for the product category of construction products', EN 15804:2012+A2:2019/AC :2021.
- [5] Ecochain 4.3.1, 2023, web: <http://app.Ecochain.com>.
- [6] Product Category Rules: Part A, Implementation and use of EN 15804:2012+A2:2019 and CEN TR 16970:2016 in Ireland for the development of Environmental Product Declarations; Version 2.1, issue date: 05.03.2022, published by the EPD Ireland Programme operator (Irish Green Building Council).
- [7] IS-EN-16757 Sustainability of construction works. Environmental product declarations. Product Category Rules for concrete and concrete elements.
- [8] Climate and resource footprint assessment and visualisation of recycled concrete for circular economy, Journal of Resources, Conservation and Recycling, Elsevier. Mostert, Sameer, Glanz, Bringezu, University of Kassel, Germany, Center for Environmental Systems Research (CESR), Faculty of Civil and Environmental Engineering. <https://doi.org/10.1016/j.resconrec.2021.105767>
- [9] https://www.rubblemaster.com/en/rm-120go/#technical_specification
- [10] PEF methodology final draft.pdf (europa.eu).

	Program operator and publisher EPD Ireland - Irish Green Building Council 19 Mountjoy Square, Dublin D01 E8P5	Phone: +353 (01) 6815862 e-mail: epd@igbc.ie web: https://www.igbc.ie/epd-home/
	Owner of the declaration: Moore Concrete Products Ltd Caherty House, 41 Woodside Road, BT42 4QH Ballymena, Northern Ireland	Phone: +442825652566 e-mail: Adeline.McCartney@moore-concrete.com web: https://www.moore-concrete.com/
	Author of the Life Cycle Assessment EcoReview Ireland Kilkenny City, Co. Kilkenny, Ireland	Phone: +353 87 258 9783 e-mail: pseymour@ecoreview.ie web: www.ecoreview.ie
	Developer of PDF generator LCA.no AS Dokka 6A, 1671 Kråkerøy, Norway	Phone: +47 916 50 916 e-mail: post@lca.no web: www.lca.no
	ECO Platform ECO Portal	web: www.eco-platform.org web: ECO Portal