



# MOORECONCRETE

## FEED CHANNEL



Suitable for dairy or beef

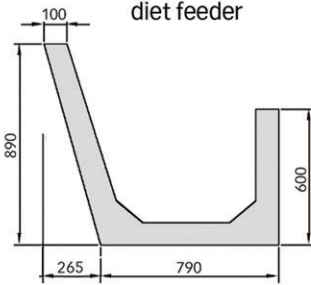
Feed troughs manufactured in high quality precast concrete

[www.moore-concrete.com](http://www.moore-concrete.com)

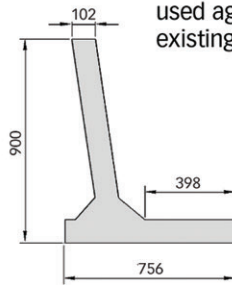


# FEED CHANNEL

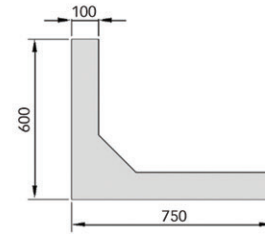
**TYPE A** Two Sided trough for use with a diet feeder



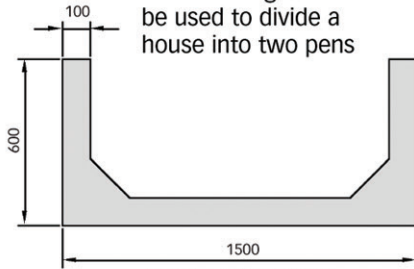
**TYPE B** Single Sided trough to be used against an existing barrier



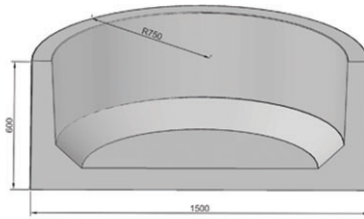
**TYPE C** For use against an existing wall.



**TYPE D** Double trough: Can be used to divide a house into two pens

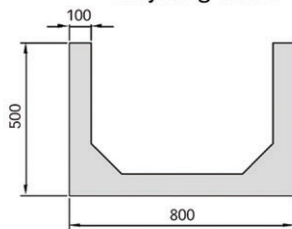


\*Complete with four 12mm fixing sockets to attach central barrier



**TYPE D Radius End** Feed Channel can be finished with circular radius end.

**TYPE E** Can be used for young stock.



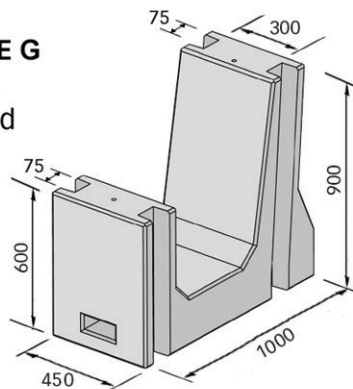
\*With tongue & groove joint

TYPE	A	B	C	D	E
LENGTH	2300	2300	2400	2400	2400

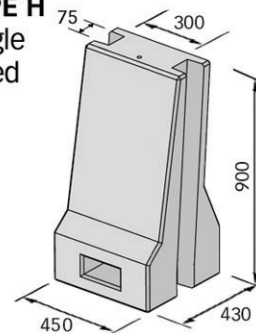
# FEED BLOCKS

For use with 75mm timbers

**TYPE G** Two Sided



**TYPE H** Single Sided



Moore Concrete offers a robust range of feed troughs to suit all your needs.

- Portable – easily installed and repositioned
- Keeps silage clean and within reach
- Removable end units are available on request
- Encourages animals to eat the whole mix
- Keeps passage clear and clean
- Forklift recesses are available on request
- Splayed corners allow ease of distribution and cleaning
- Reduces labour

Moore Concrete Products Ltd, Caherty House, 41 Woodside Road, Ballymena, County Antrim, Northern Ireland BT42 4QH

Tel: +44 (0) 28 2565 2566 Fax: +44 (0) 28 2565 8480

Web: www.moore-concrete.com Email: sales@moore-concrete.com



**INVESTORS IN PEOPLE**  
We invest in people Gold